

# FAU College of Medicine Support Center

[Knowledgebase](#) > [Instructional Resources](#) > [Zoom: Switching accounts on desktop and device apps to log into the FAU Account through SSO](#)

## Zoom: Switching accounts on desktop and device apps to log into the FAU Account through SSO

Marcelle Gornitsky - 2023-06-05 - [Instructional Resources](#)

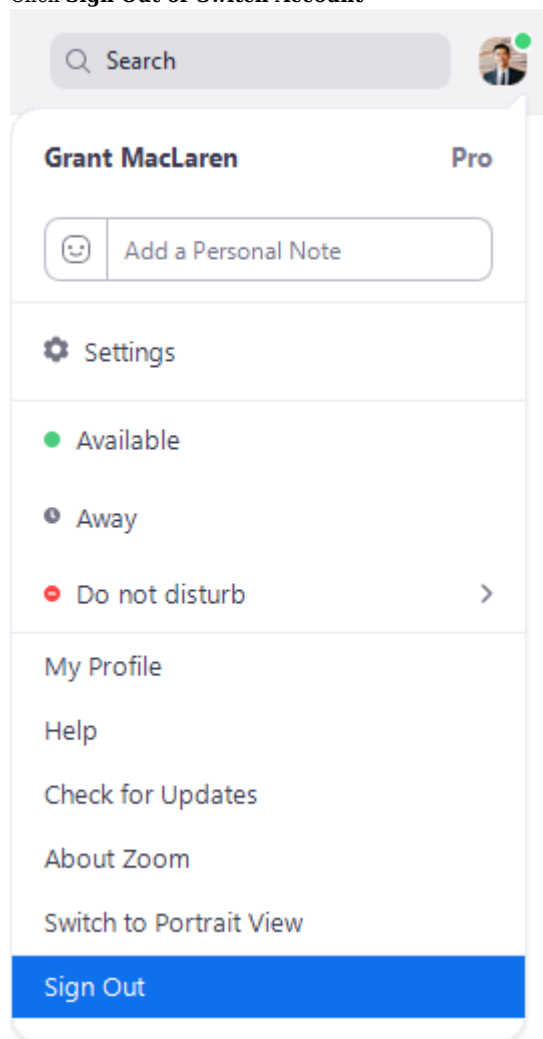
For FAU Zoom meetings, you will need to log in through SSO as directed by the meeting host and to fully use the features. In order to do so, you will need to log out of your personal account before joining the meeting.

Fau-edu.zoom.us

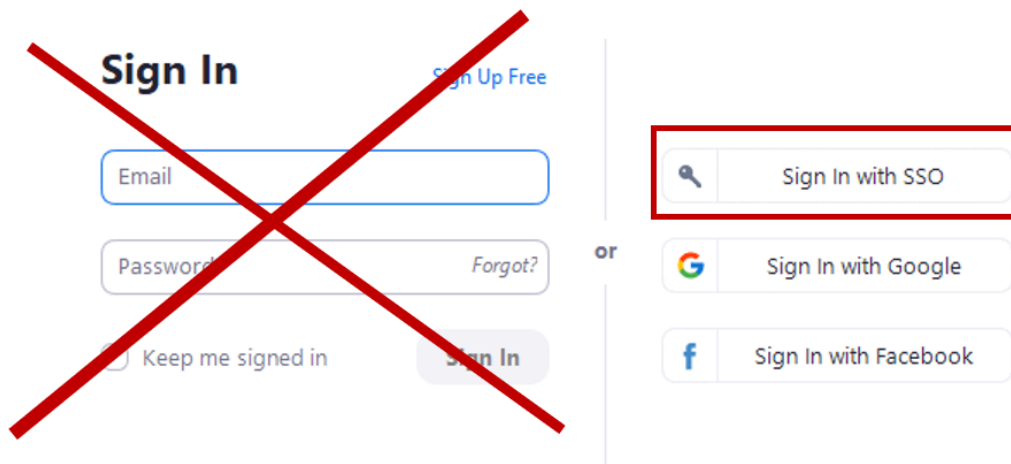
Instructions for logging into your FAU Zoom account are below. Once you have completed these step, you can click on the Zoom link to join the meeting:

### Desktop app:

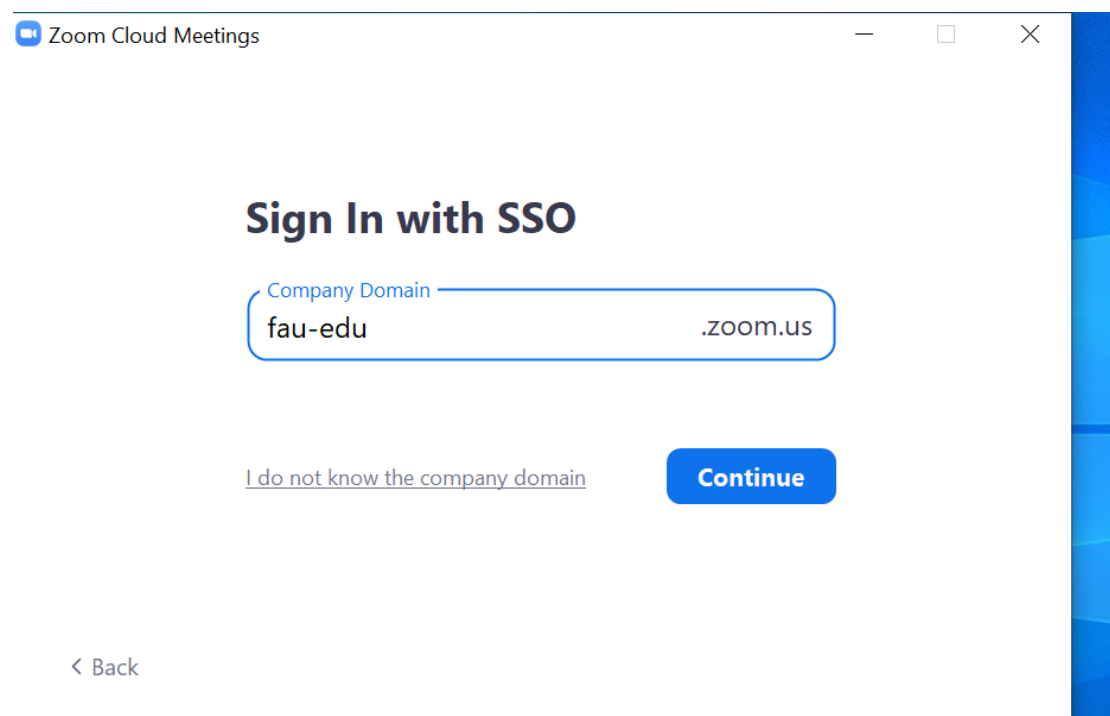
1. Open the Zoom client.
2. Click your profile picture in the top-right corner.
3. Click **Sign Out or Switch Account**



4. Click Sign in.
5. Select Sign in with SSO. **DO NOT ENTER AN EMAIL ADDRESS AND PASSWORD HERE**



Make sure to enter the FAU domain as below:

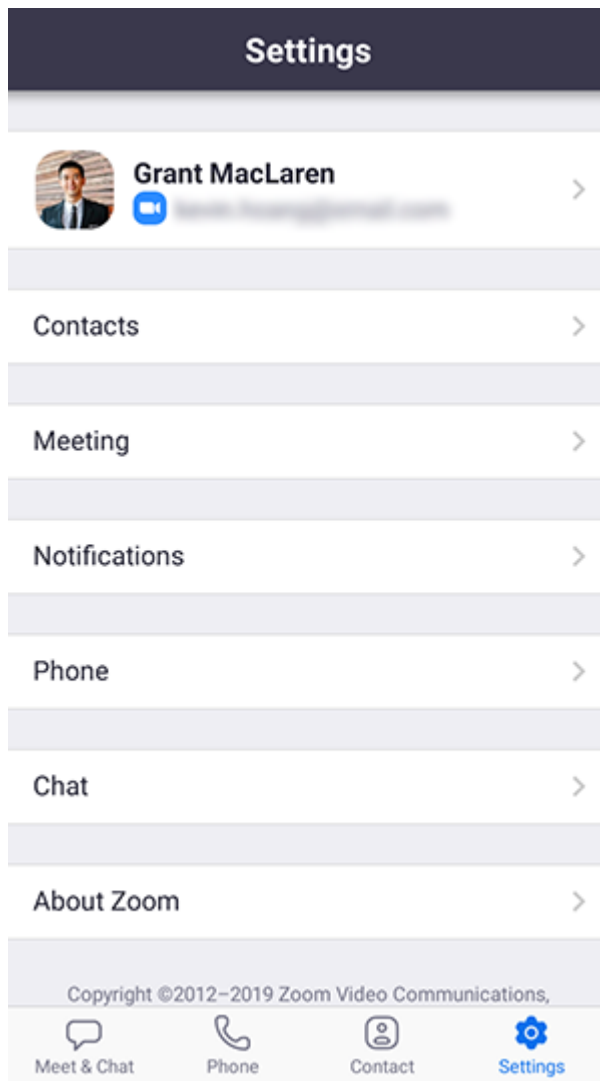


**Mobile app:**

1. Tap **Settings**.



2. Tap your name.



3. Tap **Sign Out**, then tap **Yes** to confirm.

Profile Photo

 >

Screen Name

Grant MacLaren >

Sign-In Password

>

Personal Note

Not set yet >

You can specify some text that displays to anyone who can see your profile. Use this text to provide more detailed information about your status.

Personal Meeting ID (PMI)

586-981-6226 >

Personal Link Name

>

Default Call-In Country

Not Set >

Use Fingerprint ID

☐

Sign Out

4. Click **SSO. (DO NOT ENTER AN EMAIL ADDRESS AND PASSWORD HERE)**

[Cancel](#) **Sign In**

---

Email Address

---


Password


---


**Sign In**

[Forgot Password?](#)

OR, SIGN IN WITH

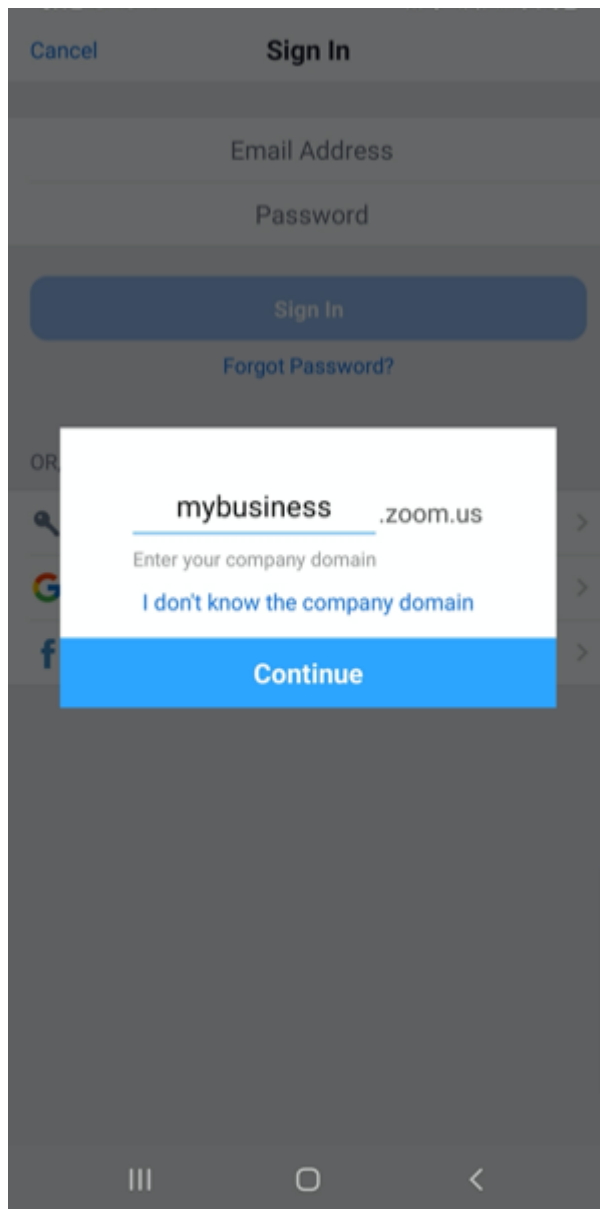
 SSO >

 Google >

 Facebook >

III O <

Add the FAUdomain **fau-edu**



Sign in using FAU credentials and DUO.

- Tags
- [Zoom](#)