

FAU College of Medicine Support Center

[Knowledgebase](#) > [Instructional Resources](#) > [Zoom: How to sign into a Zoom meeting through SSO \(your FAU account\)](#)

Zoom: How to sign into a Zoom meeting through SSO (your FAU account)

Marcelle Gornitsky - 2023-06-05 - [Instructional Resources](#)

There are three ways to sign into your FAU account:

1. Web Portal
2. Desktop client (see domain info below)
3. Zoom Mobile app (see domain info below)

Click here to learn ([How to sign into Zoom using SSO](#))

For the desktop app and mobile app, you will need the following information:

1. Click **SSO. (DO NOT ENTER AN EMAIL ADDRESS AND PASSWORD HERE)**

[Cancel](#)

Sign In


Email Address


Password


Sign In

[Forgot Password?](#)

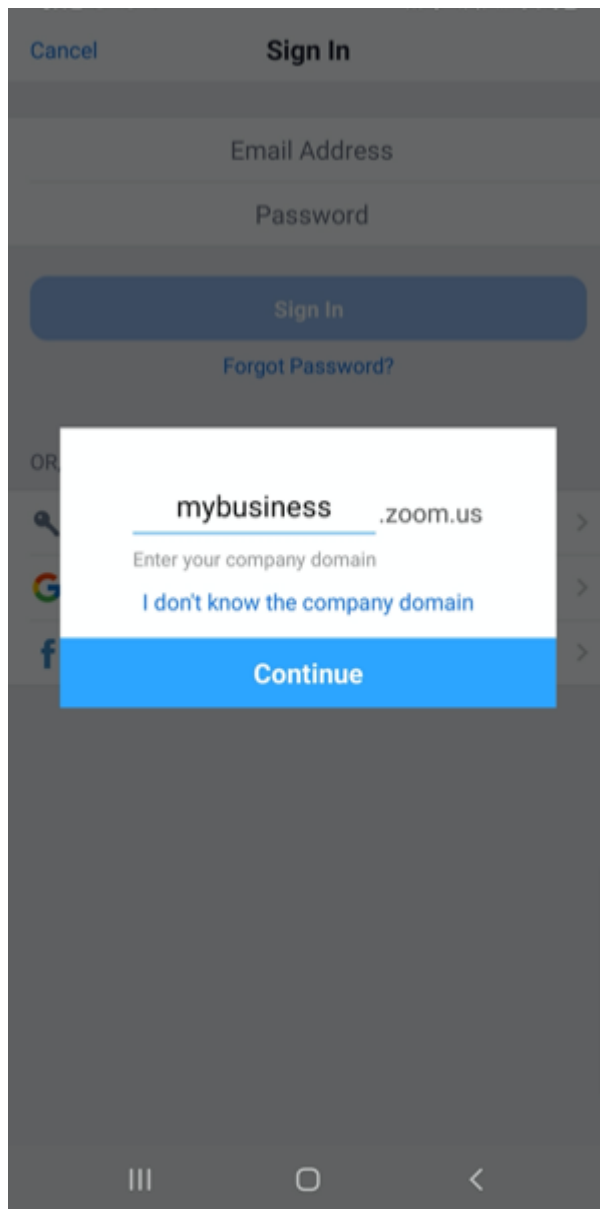
OR, SIGN IN WITH

 SSO >

 Google >

 Facebook >

Add the FAUdomain **fau-edu**



Sign in using FAU credentials and DUO.

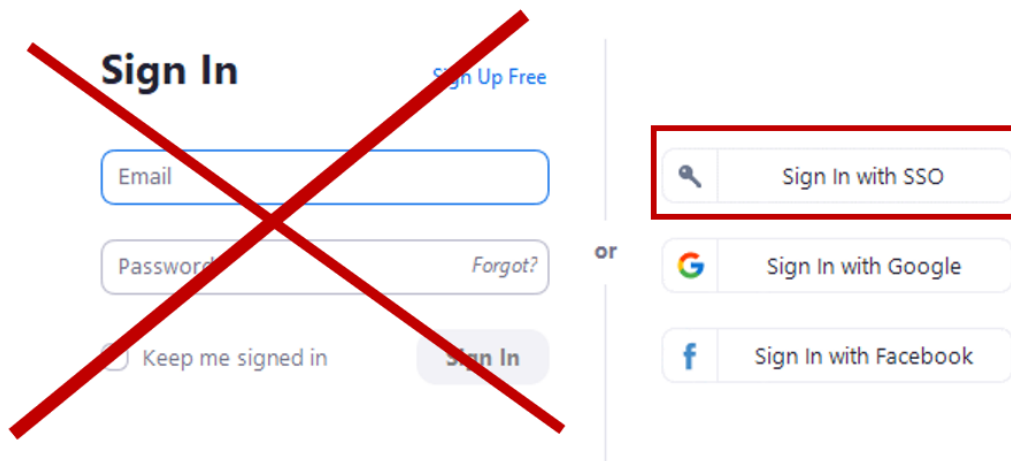
Web Portal:

The FAU domain is fau-edu.zoom.us.

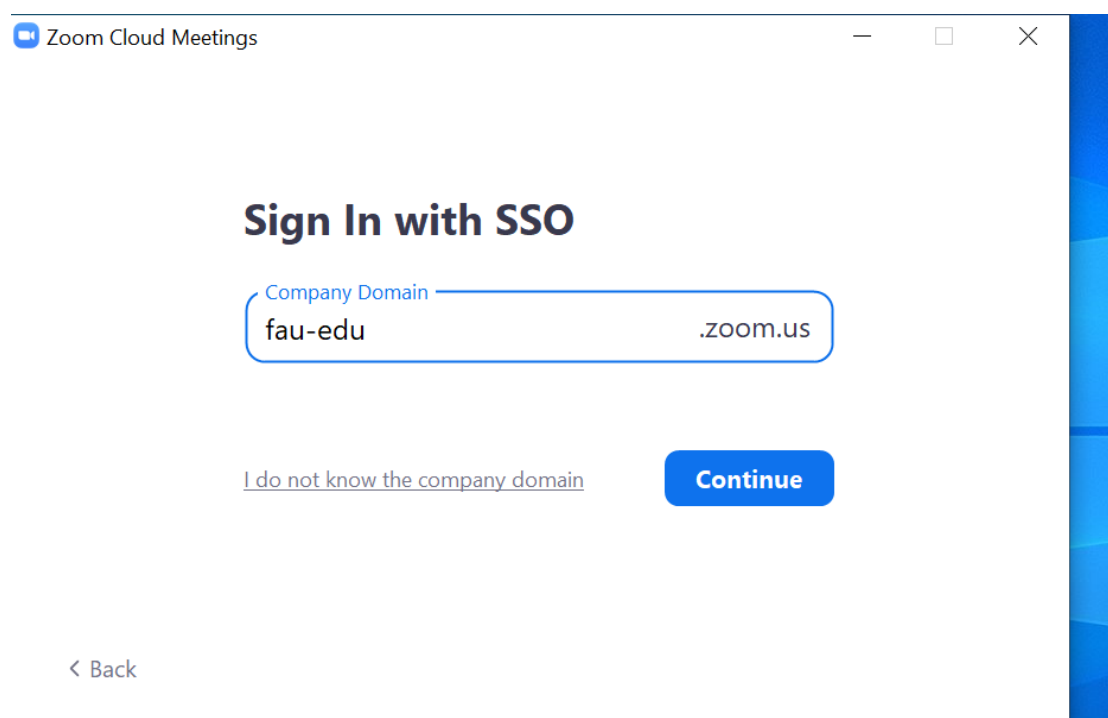
Select Sign-In

Click Sign in.

Select Sign in with SSO. **DO NOT ENTER AN EMAIL ADDRESS AND PASSWORD HERE**



Make sure to enter the FAU domain as below:



Use your FAU credentials and DUO



- Tags
- [Zoom](#)