

FAU College of Medicine Support Center


[Knowledgebase](#) > [Instructional Resources](#) > [Zoom: How to join a scheduled meeting as host](#)

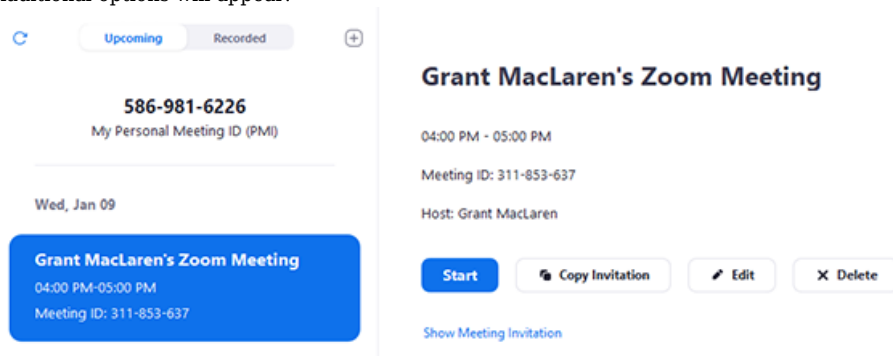
Zoom: How to join a scheduled meeting as host

Marcelle Gornitsky - 2022-11-22 - [Instructional Resources](#)

If you are the meeting host and need to start or join a scheduled meeting, there are several ways that you can join the meeting. As the host, you can start the meeting from the Zoom desktop client for Mac, PC or Linux, the Zoom app for Android or iOS, or your web browser,

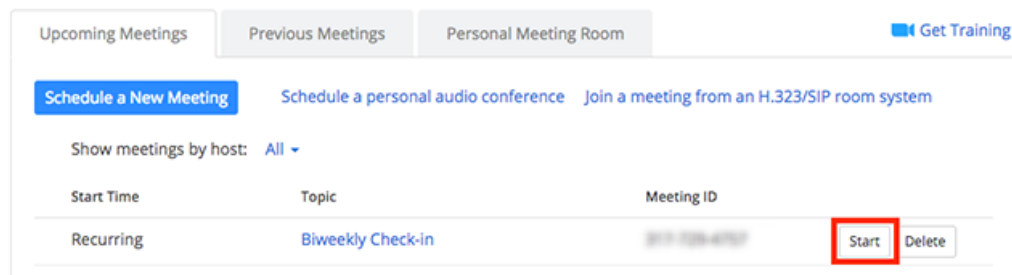
[Windows](#) | [macOS](#)

1. Sign in to the Zoom desktop client
2. Click the **Meetings**  tab.
3. Under the **Upcoming** tab, select the meeting you want to start.
Additional options will appear.



[Web](#)

1. Go to <https://fau-edu.zoom.us/>
2. Click Sign In
3. Use FAU SSO Login with DUO
4. Login to [My Meetings](#).
5. Under **Upcoming Meetings**, click **Start** next to the meeting you want to start.



6. The Zoom client should launch automatically to start the meeting.

Click on the link below for more information.

<https://support.zoom.us/hc/en-us/articles/201362423-How-do-I-Start-or-Join-a-Scheduled-Meeting-as-the-Host->

- [Tags](#)
- [Zoom](#)