

FAU College of Medicine Support Center

Knowledgebase > OwlMed and Canvas > OwlMed:Event Screen Overview

OwlMed:Event Screen Overview

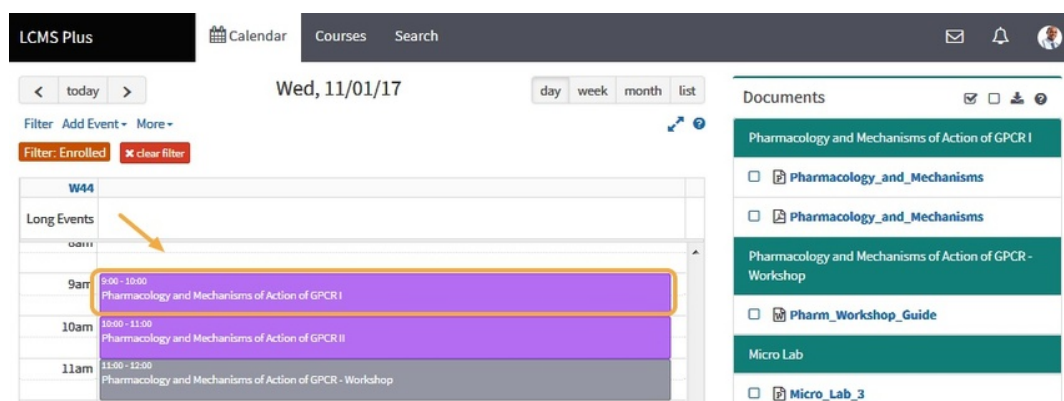
Jeff Clark - 2021-02-08 - OwlMed and Canvas

Event Screen Overview

The Event Screen is the central portal for all things related to an event.

This is also where students and faculty can view the basic information for an event.

Students can view and download event materials, announcements, discussion boards, etc.



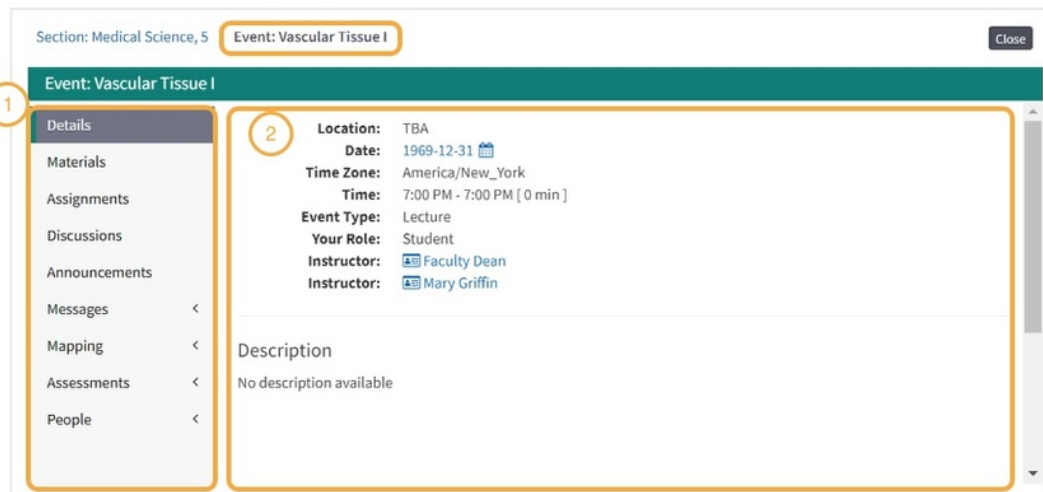
From the calendar, click on the event that you want to explore in more detail.

Event Screen

These are the two main components for the Event Screen

1. Event Screen Menu
2. Event Content Area

NOTE: Depending on your role (e.g. student, faculty, staff and your enrollment in the event) you may see different options on the Event Screen Menu.



Event menu(1)

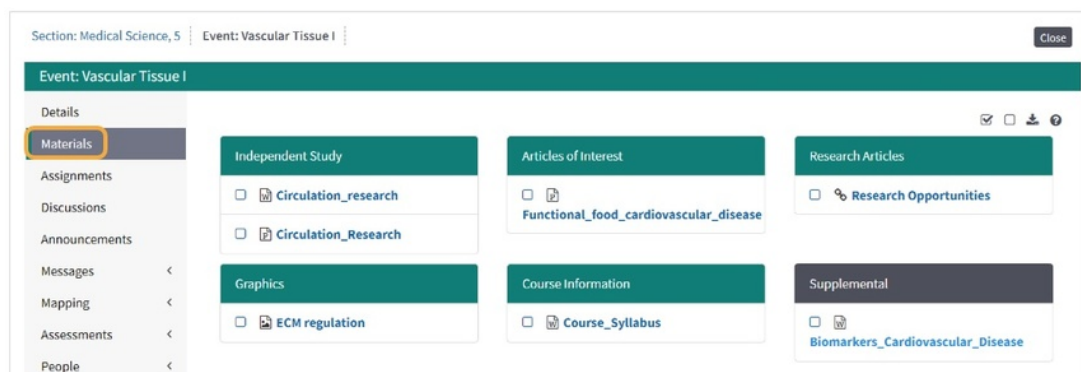
Event Information (2)

This includes the location, date range, time, event type, and a short description of the event.

Event Materials

this list displays documents by category.

You can click on each item to download the document (or open a new window for web links).



EventMaterialDownloadTools

Conveniently download an event's materials in a .ZIP file