

# FAU College of Medicine Support Center

Knowledgebase > Email and Collaboration > Outlook "Out of Office" Message

---

Outlook "Out of Office" Message

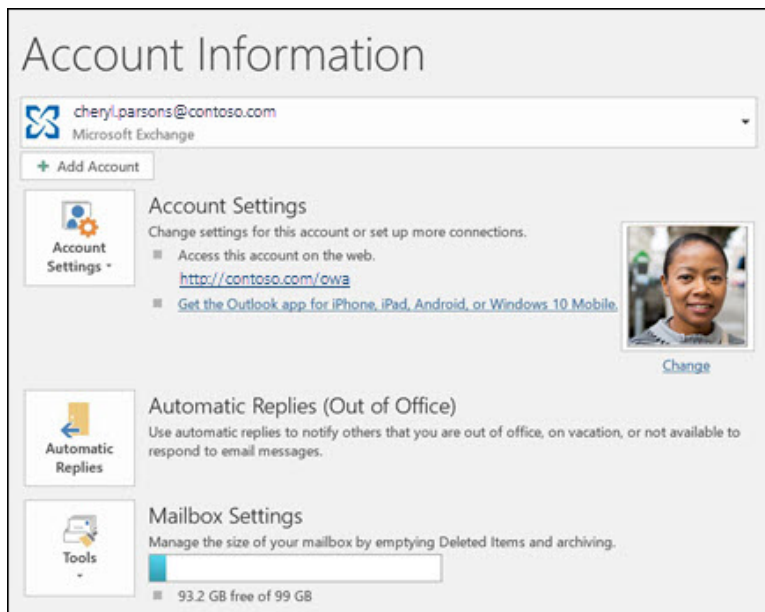
Jeff Clark - 2018-04-02 - Email and Collaboration

# Send automatic out of office replies from Outlook

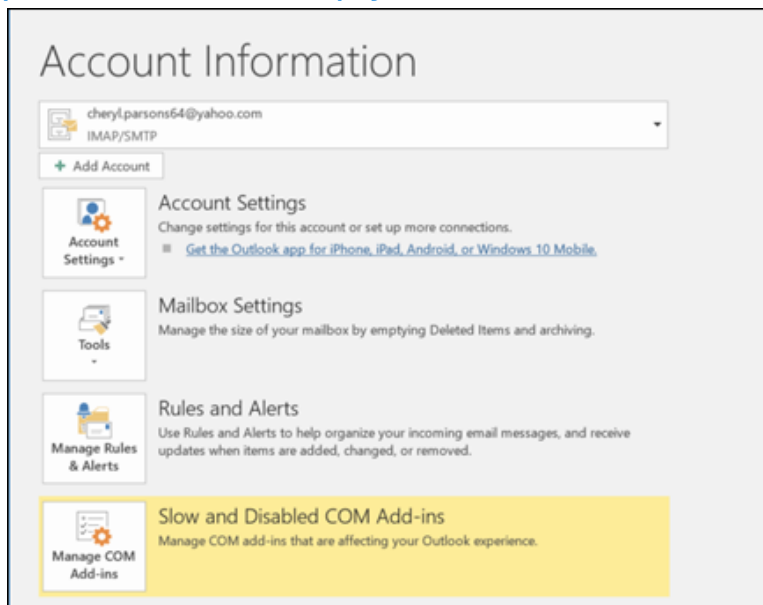
*Applies To: Outlook 2016 Outlook 2013 Outlook 2010 Outlook 2007*

There are two ways to send automatic out-of-office replies. The way you use depends on the type of email account you have.

Click **File**, then select the image below that matches your version of Outlook.



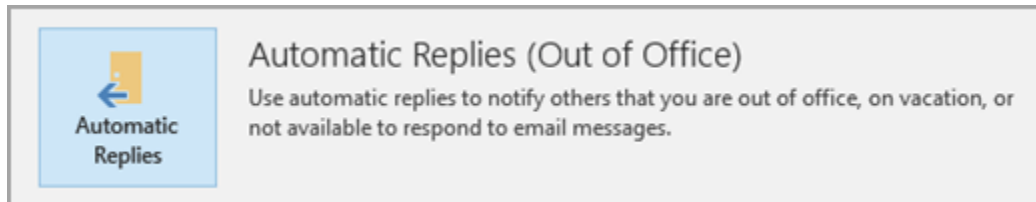
If you see the **Automatic Replies** button, follow the steps to [set up an automatic reply](#).



If you don't see the **Automatic Replies** button, follow the steps to [use rules to send an out of office message](#).

# Set up an automatic reply

Select **File > Automatic Replies**.



**Note:** For **Outlook 2007** choose **Tools > Out of Office Assistant**.

In the **Automatic Replies** box, select **Send automatic replies**.

Optionally, set a date range for your automatic replies. This will turn off automatic replies at the date and time you enter for the end time. Otherwise, you'll need to turn off automatic replies manually.

**Note:** If you don't see **Automatic Replies**, use Rules and Alerts to set up your out-of-office message.

On the **Inside My Organization** tab, type the response that you want to send to teammates or colleagues while you are out of the office.

Do not send automatic replies  
 Send automatic replies

Only send during this time range:

Start time: Thu 5/11/2017 3:00 PM  
 End time: Fri 5/12/2017 3:00 PM

Automatically reply once for each sender with the following messages:

Inside My Organization     Outside My Organization (Off)

Calibri 12

**B** *I* U **A** [List Bullets] [List Numbered] [Undo] [Redo]

I'll be out of the office on May 5th. Please contact my manager, joe@contoso.com for assistance.  
 Cheryl

Rules...    OK    Cancel

**Note:** Sending automatic replies to **anyone outside my organization** will send your automatic reply to every email, including newsletters, advertisements, and potentially, junk email. If you want to send automatic replies to those outside your organization, we recommend choosing **My contacts only**.

Select **OK** to save your settings.

## Turn off automatic out-of-office replies

When Outlook is setup to send automatic replies, you'll see a message under the ribbon with this information. Select **Turn off** to disable automatic out-of-office replies. If you want to modify the dates for your automatic reply or the message sent, use the steps above to modify your settings.

**Note:** For **Outlook 2007**, to turn off out-of-office replies, select **Tools > Out of Office Assistant** and uncheck the **Send Out of Office auto-replies** checkbox.

**i** **AUTOMATIC REPLIES** Automatic Replies are being sent for this account. Turn off