

FAU College of Medicine Support Center

[Knowledgebase](#) > [Dean's Office](#) > [Faculty & Staff Resources](#) > [Faculty iClicker One-Page Quick Guide](#)

Faculty iClicker One-Page Quick Guide

Ankit Shah - 2023-07-31 - [Faculty & Staff Resources](#)

Click here to Download a copy -> [2023- Running an iClicker Session One Pager.docx](#)



Running an iClicker Cloud Polling Session

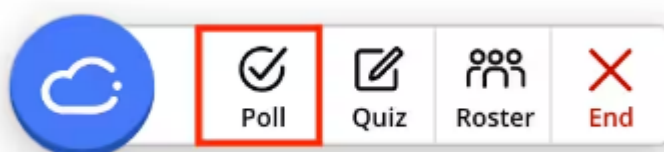
Once you have 1) opened the iClicker application, 2) logged in, 3) selected your course, and 4) started a polling session, follow the steps below.

Question 1

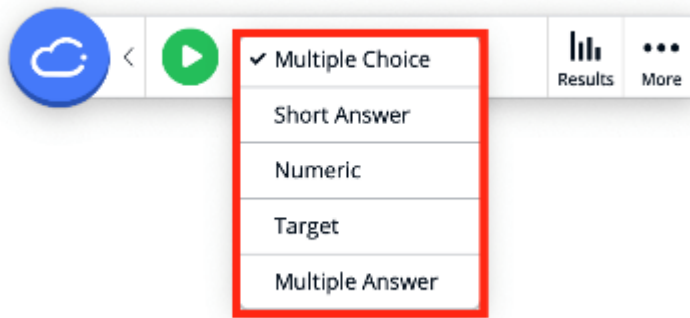
- Which is the largest organ?
 - A. Skin
 - B. Heart
 - C. Pancreas
 - D. Liver

A screenshot of the iClicker Cloud interface. It shows a poll question: "Which is the largest organ?" with four multiple-choice options: A. Skin, B. Heart, C. Pancreas, and D. Liver. On the right side of the interface, there is a sidebar with buttons for "POLLING" (selected), "RESULTS", "ATTENDEES", and a settings gear icon. Below the question, there is a "Multiple Choice" dropdown menu. At the bottom right, the FAU Charles E. Schmidt College of Medicine logo is visible.

← **Step 2:**
Select "Polling."



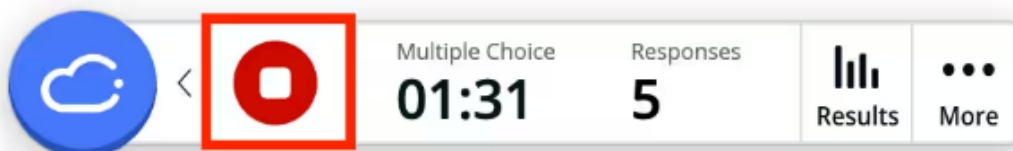
Step 1: →
Pull up the question.



Step 3:

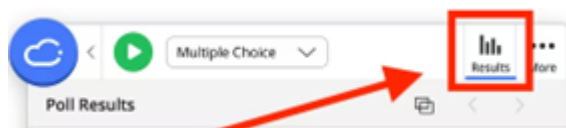
Select the question type
and press play.

Step 4: Press the stop button when finished.





1. The number to the right of the timer indicates the number of recorded responses.

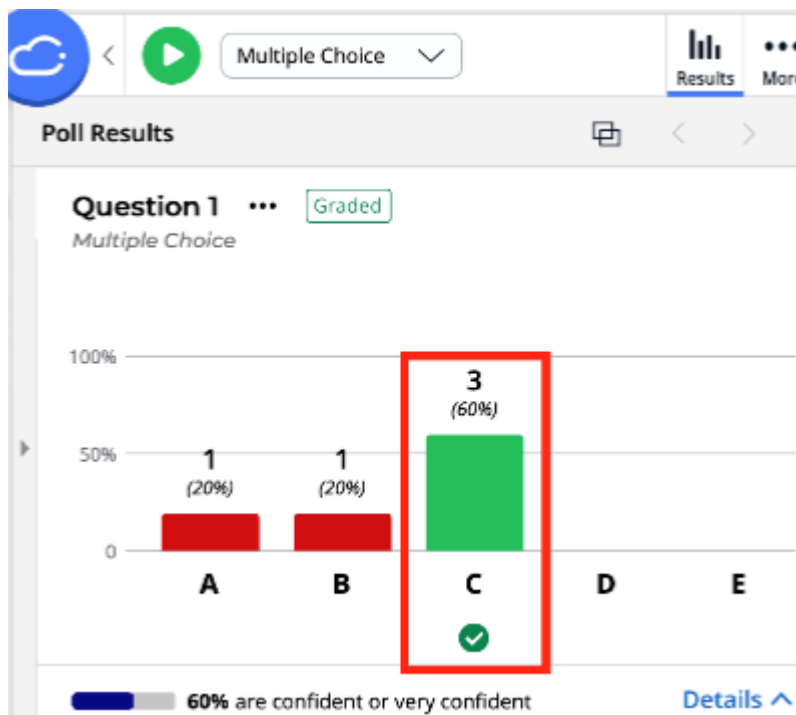


Step 5: Select "Results" on the iClicker Cloud menu.

The student answers will be displayed.

Step 6: Click on the correct answer to score the question.

Students will receive this feedback on their devices.



Step 7: Return to Step 1 or exit iClicker Cloud Polling by clicking on the Exit Button.

Want to Practice?
Use this demo-student account!
Username: faucomtraining3@gmail.com
Password: faucom2017!



Poll



Quiz



Roster



End

