

# FAU College of Medicine Support Center

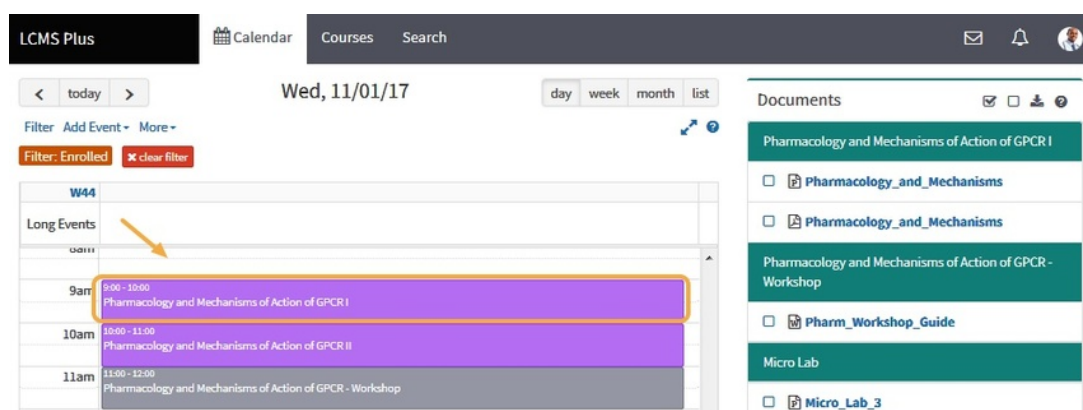
Knowledgebase > OwlMed and Canvas > Event Screen Overview

## Event Screen Overview

Marcelle Gornitsky - 2018-03-06 - OwlMed and Canvas

## Event Screen Overview

- The Event Screen is the central portal for all things related to an event.
- This is also where students and faculty can view the basic information for an event.
- Students can view and download event materials, announcements, discussion boards, etc.

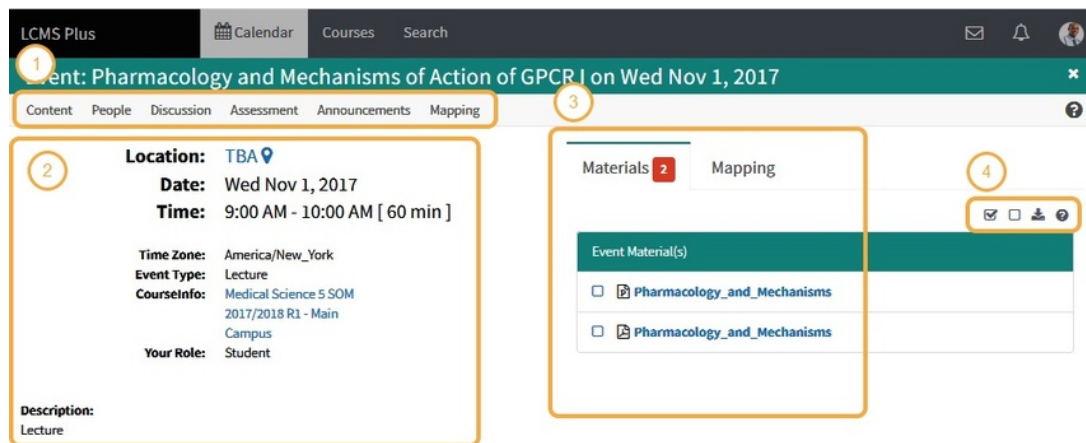


From the calendar, click on the event that you want to explore in more detail.

### Event Screen

These are the main four components for the Event Screen

1. Event Screen Menu
2. Event information
3. Event Materials and Mapping
4. Event Materials Download Tools



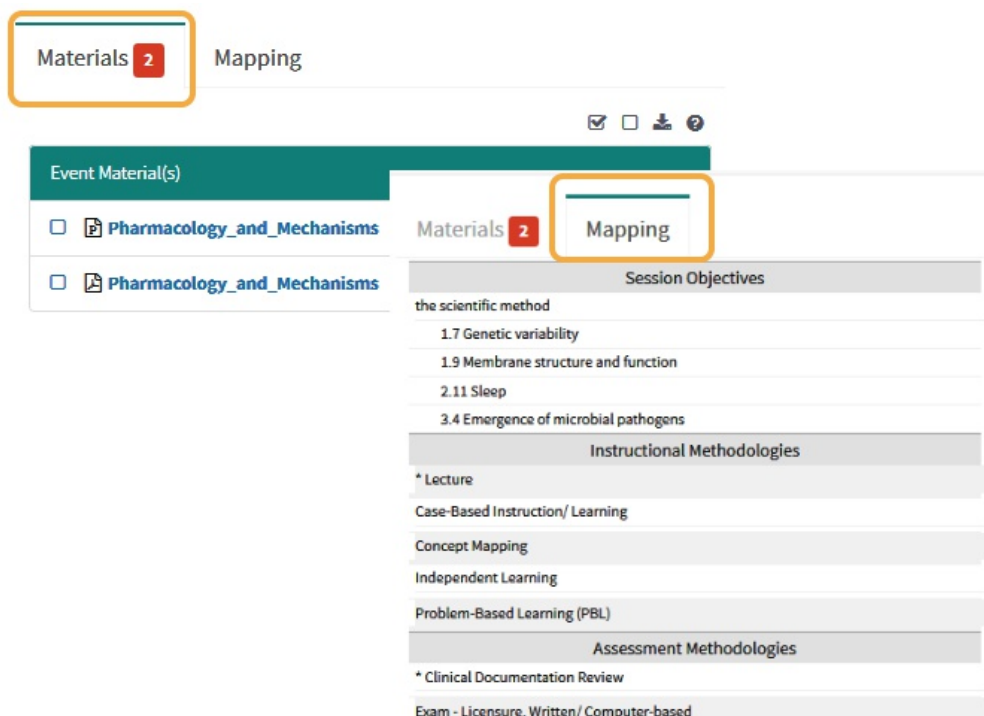
## Event Screen Menu (1)

## Event Information (2)

This includes the location, date range, time, event type, and a short description of the event.

## Event Materials and Mapping Tabs (3)

- The information displayed is conveniently organized by category.
- The **Materials** tab shows the documents that are available to students to download for this event.
- The **Mapping** tab shows a detailed report of how the content in this event has been mapped to objectives, competencies, clinical procedures and more.



## Event Material Download Tools (4)

Conveniently download an event's materials in a .ZIP file.

---

