

# FAU College of Medicine Support Center


[Knowledgebase](#) > [Instructional Resources](#) > [AirServer Connect](#)

## AirServer Connect

Christine Clevenger - 2018-02-12 - [Instructional Resources](#)



### Mirroring your iPad Screen Using AirServer

#### Computer Instructions:

1. On the computer, right click on the AirServer icon, which is located by the clock. 
2. Open the AirServer settings.
3. Click on the "Show QR code" button.
4. A QR code will appear on the screen.



#### iPad Instructions:

1. On the iPad, open the AirServer Connect app. 
2. Click the "Scan QR Code" button. 
3. Scan the QR code on the screen.
4. Swipe the bottom of the screen.
5. Click the "AirPlay Mirroring" button.
6. Select the listed computer.  
- If you cannot connect, make sure you are connected to the WiFi fauwpa2.



#### Final Steps:

1. Your screen should be mirrored. Once it is, close out the settings on the computer.
8. Press ALT + ENTER or go to "View" → "Full Screen" to go full screen.